

Prepositions & Location Words Activity

Part A. Task: Write the correct location term/preposition below its corresponding image.

above	behind	inside of	straight	close to
this	towards	on top of	below, under	in
to the right	in front of	these	those	between
that	far from	to the left	next to	outside

Part. B. Task: Write out a way to help you remember the different terms.

above-

behind-

below/under-

between-

close to-

far from-

in/inside of-

in front of-

left-

next to-

on top of-

outside-

right-

straight-

that-

those-

this-

these-

towards-

Part C. Task: Match each word to its opposite.

above

that

inside of

far from

to the right

below, under

these

behind

in front of

outside

this

to the left

close to

those

Part D. Describe Task: You are in the grocery store and are explaining which item you need. Use prepositions/location words to describe which item you would like. You can include other terms to describe the items too, like colors, the type of container and quantities by which it is sold. See if the other person can point to the correct item that you are describing.

				 a dozen cupcakes
 a half gallon of ice cream	 a gallon of milk	 a bunch of tomatoes	 a carton of juice	 a box of crackers
 a 2 liter of soda	 a package of cookies	 1 pound of fruit salad	 a tube of toothpaste	 8 hamburger patties
 a package of toilet paper	 a toothbrush	 a 3 pound bag of apples	 a jug of laundry detergent	 a bouquet of flowers

Part E. Describe and Draw- Version A

Task: You are in the grocery store and are explaining which item you need. Describe where these items are to someone else and see if they can put them in the correct spots on their sheet. Then, have them describe their items to you and see if you can put them in the correct locations on your blank sheet.





















				 a dozen cupcakes
 a half gallon of ice cream	 a gallon of milk	 a bunch of tomatoes	 a carton of juice	 a box of crackers
 a 2 liter of soda	 a package of cookies	 1 pound of fruit salad	 a tube of toothpaste	 8 hamburger patties
 a package of toilet paper	 a toothbrush	 a 3 pound bag of apples	 a jug of laundry detergent	 a bouquet of flowers

Part E. Describe and Draw- Fill in the Squares

Task: Have them describe their items to you and see if you can put them in the correct locations.

Part E. Describe and Draw- Version B

Task: You are in the grocery store and are explaining which item you need. Describe where these items are to someone else and see if they can put them in the correct spots on their sheet. Then, have them describe their items to you and see if you can put them in the correct locations on your blank sheet.

 <p>4 pounds of pork loin</p>	 <p>a can of soup</p>	 <p>1 pound of ground beef</p>	 <p>a bag of pretzels</p>	 <p>2 strips of steak</p>
 <p>a half pound of sliced ham</p>	 <p>5 pounds of beef roast</p>	 <p>3 bunches of grapes</p>	 <p>a gallon of water</p>	 <p>a quarter pound of corn salsa</p>
 <p>Half sheet of cake</p>	 <p>2 heads of lettuce</p>	 <p>a pound of bacon</p>	 <p>a loaf of bread</p>	 <p>a pound of sausage links</p>
 <p>a dozen eggs</p>	 <p>a pound of shrimp</p>	 <p>1 pound of sliced cheese</p>	 <p>a pound of peppers</p>	 <p>2 bunches of bananas</p>

Part E. Describe and Draw- Fill in the Squares

Task: Have them describe their items to you and see if you can put them in the correct locations.
