

Characteristics of Groceries Vocabulary Practice Sheet

Part A. Instructions: Draw a line to connect the food item with the characteristic that best describes it./Dibuje una línea para conectar el comestible con la característica que mejor lo describe.

Group #1 The characteristic

frozen----->

pre-packaged----->

greasy----->

sliced----->

sour----->

gooey----->

moldy----->

fried----->

The foods



pizza



salad



bacon



cheese



lime



cookie



lemon



chicken

Group #2 The characteristic

thick----->

piece of bread



light----->

vinaigrette



crunchy----->

chips



thin----->

slice of cake



heavy----->

whipping cream



bitter----->

coffee



fresh----->

fruit



spicy----->

peppers



Group #3 The characteristic

salty----->

pretzel



sweet----->

candy



rich----->

chocolate cake



dry----->

beef jerky



bland----->

soup



wet----->

Italian beef



tasty----->

food



ripe----->

bananas



stinky----->

cheese







Characteristics of Groceries Vocabulary Practice Sheet- Intermediate/Advanced


Part B. Instructions: Write in an adjective that describes the image well. / Escribe un adjetivo que mejor le describe. One word will not be used. Figure out which word that is and draw a food that represents that word.

Increase the difficulty by writing the adjective and the name of the food together (example: tasty chicken) or adding the names of colors to describe the items.

crunchy salty wet greasy fried	moldy frozen thin ripe sliced	stinky yummy bitter sour heavy	sweet thick fresh gooey light	rich bland dry spicy pre-packaged
--	---	--	---	---

			
sweet	moldy	stinky	crunchy

			
fried	salty	sliced	bitter

			
wet	fresh	light	dry

			
ripe	gooey	rich	thick

			
pre-packaged	thin	sour	greased

			
bland	spicy	tasty	heavy